

CYBEX[®]
Serious about fitness.

Total Access

Stage 2 IFI accredited equipment



CYBEXceptional



inclusive fitness
accredited item
2007-2012

Features and Benefits



Raised iconography on main console controls



Colour contrasted belt and deck



Laser cut numbers for easy seat positioning



Colour contrasted easy access handlebars



Raised weight stack numbering



Large locking foot pedals for mounting/dismounting



One handed locking seat adjustment



Range of movement adjustment



Twist select low increment weights




Handle start height adjustment



Large seat base for stability



Large print and graphic exercise instructions



inclusive fitness
accredited item
2007-2012

CYBEX Total Access

Treadmill | Model 750T IFI

Features

- Multiple belt logos ensure that one logo is always completely visible at all times so that visually impaired and other users can recognise if the belt is moving.
- Raised console iconography and colour allows easy identification of the main controls both by colour, large buttons and text for older users, plus raised iconography for visually impaired users.
- Emergency stop lanyard provides safe emergency stop for users with limited upper limb function.
- Running deck and belt colour contrast. This allows users to safely differentiate between the moving and non moving parts of the treadmill from the static side rails.



Raised console iconography



Emergency stop lanyard



Multiple belt logos



Colour contrasted deck & belt

Specifications

Model Number: 750T IFI

Speed Range: 0.5 mph to 15.6 mph
(0.8kph to 25kph)

Elevation Range: -3% to 15%

Running Surface: 22" × 62"
(56 cm × 157 cm)

Dimensions: 80" L × 34" W × 62.5" H
(204 cm × 86 cm × 159 cm)

Maximum User Weight: 400 Lbs. (181 kg)

*Step available in the U.K. only

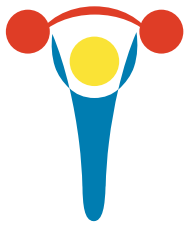
Stage 2 IFI accredited equipment

Treadmill | Model 750T IFI



*This leaflet is available in alternative formats

CYBEX[®]
Serious about fitness.



inclusive fitness
accredited item
2007-2012

CYBEX Total Access

Arc Trainer | Model 750AT IFI

Features

- Locking mechanism for foot pedals provides complete stability for users when stepping on and off the equipment.
- Static side handles offer added stability when mounting, dismounting and exercising.
- Raised console iconography and colour allows easy identification of the main controls both by colour, large buttons and text for older users, plus raised iconography for visually impaired users.
- Large colour contrasted foot pedals and handles ensure easy identification when mounting and dismounting.



Raised console iconography



Static side handles



Foot pedal locking mechanism



Colour contrasted foot pedals

Specifications

- Model Number:** 750AT IFI
- Resistance:** 20 to 900 watts
- Stride Length:** 24" (61 cm)
- Incline Levels:** 21
- Dimensions:** 77" L x 62.5" H x 36.75" W
at upper hand grips; 28.5" at base
(196 cm x 159 cm x 93 cm; 72 cm)
- Maximum User Weight:** 400 lbs. (181 kg)

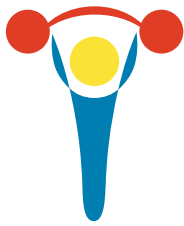
Stage 2 IFI accredited equipment

Arc Trainer | Model 750AT IFI



*This leaflet is available in alternative formats

CYBEX[®]
Serious about fitness.



inclusive fitness
accredited item
2007-2012

CYBEX Total Access

Upright Bike | Model 750C IFI

Features

- Raised console iconography and colour allows easy identification of the main controls both by colour, large buttons and text for older users, plus raised iconography for visually impaired users.
- Colour contrasted handlebar grips offer ease of identification and support when mounting and dismounting.
- Single handed central height adjustment for saddle allows users to adjust saddle height with either hand.
- Unicam pedals with heel straps prevent user's feet from slipping off pedals.
- Seat post positions have large text and raised iconography numbers for easy and quick seat positioning.



Raised console iconography



Colour contrasted handlebars



Central adjustment for saddle



Unicam pedals with heel straps

Specifications

Model Number: 750C IFI

Resistance: 20 to 900 watts


Dimensions: 48" L x 23" W x 61" H
(122 cm x 58 cm x 155 cm)

Maximum User Weight: 400 lbs. (181 kg)

*Step available in the U.K. only


Stage 2 IFI accredited equipment

Upright Bike | Model 750C IFI



*This leaflet is available in alternative formats

CYBEX[®]
Serious about fitness.



inclusive fitness
accredited item
2007-2012

CYBEX Total Access

Recumbent Bike | Model 750R IFI

Features

- Single handed central seat position adjustment allows users to adjust seat position with either hand.
- Easy access side handles below seat height for ease of transfer.
- Step through design.
- Raised console iconography and colour allows easy identification of the main controls both by colour, large buttons and text for older users, plus raised iconography for visually impaired users.
- Unicam pedals with heel straps prevents user's feet from slipping off pedals.
- Raised iconography on seat adjustments. Seat carriage positions have large text and raised iconography numbers for easy and quick seat positioning.
- Colour contrasted handlebar grips offer ease of identification and support when mounting and dismounting.



Raised console iconography



Easy access handlebars



Central seat adjustment



Unicam pedals with heel straps

Specifications

Model Number: 750R IFI

Resistance: 20 to 900 watts

Dimensions: 63.5" L x 25" W x 49.5" H
(161 cm x 64 cm x 126 cm)

Maximum User Weight: 400 lbs. (181 kg)


Stage 2 IFI accredited equipment

Recumbent Bike | Model 750R IFI



*This leaflet is available in alternative formats

CYBEX[®]
Serious about fitness.



inclusive fitness
accredited item
2007-2012

CYBEX Total Access

Lat Pull | Model 14130

Features

- Bar handle height adjustment. This lever operated single arm handle height adjustment allows the bar to be adjusted for shorter and wheelchair users down to 1400 mm start height from a seated position.
- Adjustable knee restraint and seat height allows shorter users and others with reduced trunk stability to maintain full flat foot contact with the floor. This permits correct pelvic positioning and avoids a round back during exercise.
- Instructions at seated user height ensure ease of reading from a seated position by all users including wheelchair users.
- Raised numbering with large fonts facilitates easy adjustment for older or visually impaired users.
- User accessible weight stack offers ease of weight selection from seated exercise position.
- Weight stack with low start weight and integral three-position twist select systems offering 2.5 kg increments is suitable for inexperienced and older users.



Bar handle height adjustment



Raised numbering



Adjustable knee restraint



Instructions at seated height

Specifications

Model Number: 14130

Standard Stack: 245 lbs. (111 kg)

Heavy Stack: 305 lbs. (138 kg)

Dimensions: 55.38" L x 55.25" W x 90.75" H
(141 cm x 140 cm x 231 cm)


Stage 2 IFI accredited equipment

Lat Pull | Model 14130



*This leaflet is available in alternative formats

CYBEX[®]
Serious about fitness.



inclusive fitness
accredited item
2007-2012

CYBEX Total Access

Chest Press | Model 14000

Features

- Locking plunger adjustment on swing away seat allows easy access for wheelchair users and one-handed seat adjustment for users with limited mobility.
- Adjustable input arm enables a non-stressed start position for users with limited shoulder flexibility and wheelchairs users.
- Upright seat back support (10°) allows wheelchair users to maintain stability with heavier weights.
- User accessible weight stack offers ease of weight selection from seated exercise position.
- Weight stack with low start weight and integral three-position twist select systems offering 2.5 kg increments is suitable for inexperienced and older users.
- Top mounted exercise pivot position ensures correct biomechanical chest press movement from the hinged lever arm pivoting at the top.
- Choice of upper and lower handle positions caters for wheelchair users, shorter users and those with reduced balance.



Upright seat back support



Adjustable input arm



Twist select



Locking plunger adjustment

Specifications

Model Number: 14000

Standard Stack: 245 lbs. (111 kg)

Heavy Stack: 305 lbs. (138 kg)

Dimensions: 59.5" L × 43.25" W × 68.63" H
(151 cm × 110 cm × 174 cm)


Stage 2 IFI accredited equipment

Chest Press | Model 14000



*This leaflet is available in alternative formats

CYBEX[®]
Serious about fitness.



inclusive fitness
accredited item
2007-2012

CYBEX Total Access

Overhead Press | Model 14010

Features

- Swing away seat with locking plunger adjustment allows easy access for wheelchair users and one-handed seat adjustment for users with limited mobility.
- Choice of upper and lower handle positions caters for wheelchair users, shorter users and those with reduced balance.
- Counterbalanced input arm with 2.5 kg start weight. This allows all users a light start weight for single arm (unilateral) use benefiting inexperienced and disabled users, including amputees and people who have had a stroke.
- Large type instructions with clear fonts, including written and graphic instructions, to suit all users.
- User accessible weight stack offers ease of weight selection from seated exercise position.
- Weight stack with low start weight and integral three-position twist select systems offering 2.5 kg increments is suitable for inexperienced and older users.
- Raised weight stack iconography for visually impaired users to identify weight stack positions.



Choice of handle positions



Counterbalanced input arm



Large type instructions



Locking plunger adjustment

Specifications

Model Number: 14010

Standard Stack: 165 lbs. (75 kg)

Heavy Stack: 205 lbs. (93 kg)


Dimensions: 63.75" L x 59.38" W x 63.88" H
(162 cm x 151 cm x 162 cm)

Stage 2 IFI accredited equipment

Overhead Press | Model 14010



*This leaflet is available in alternative formats



inclusive fitness
accredited item
2007-2012

CYBEX Total Access

Row | Model 14030

Features

- Choice of upper and lower handle positions caters for wheelchair users who cannot adjust seat height, shorter users and those with reduced balance, who can then maintain full foot contact with the floor.
- Eight position reversible chest pad ensures a full range of movement is achieved by both tall and short users.
- Large seat base offers more stability and confidence for older users as well as those with reduced trunk stability.
- Top mounted input arm pivot position maintains the natural body movement of a gradually descending hand position during the movement.
- User accessible weight stack offers ease of weight selection from seated exercise position.
- Weight stack with low start weight and integral three-position twist select systems offering 2.5 kg increments is suitable for inexperienced and older users.



Choice of handle positions



Top mounted input arm pivot



Large seat base



8 position reversible chest pad

Specifications

Model Number: 14030

Standard Stack: 245 lbs. (111 kg)

Heavy Stack: 305 lbs. (138 kg)

Dimensions: 51.25" L x 45.5" W x 76" H
(130 cm x 116 cm x 193 cm)


Stage 2 IFI accredited equipment

Row | Model 14030



*This leaflet is available in alternative formats

CYBEX[®]
Serious about fitness.



inclusive fitness
accredited item
2007-2012

CYBEX Total Access

Cable Column | Model 14220

Features

- Multi-function exerciser offering a very wide variety of exercises for all non-disabled and disabled users.
- Two large stability handles provide wheelchair and other users with the ability to stabilise when performing unilateral (single arm) exercises.
- Large type instructions with clear fonts, including graphic instructions to suit all users.
- Laser cut numbers on vertical height adjustment pole. The large numbers can be easily identified by visually impaired users.
- Low 2.5 kg start weights and 1.25 kg increments permit single arm exercise for users with stroke or other upper body impairment.
- Pistol grip height adjustment enables adjustment of start height with one hand, essential for amputees and stroke users.
- Integral 3-position twist select mechanism offers ease of weight selection from seated exercise position.



Large stability handles



Height adjustment lever



Laser cut numbers



Large type instructions

Specifications

Model Number: 14220

Standard Stack: 305 lbs. (138 kg)

Dimensions: 52" L x 43" W x 92" H
(132 cm x 110 cm x 233 cm)


Stage 2 IFI accredited equipment

Cable Column | Model 14220



*This leaflet is available in alternative formats

CYBEX[®]
Serious about fitness.



inclusive fitness
accredited item
2007-2012

CYBEX Total Access

Leg Curl | Model 14061

Features

- Five position adjustable calf pad accommodates different lower leg lengths.
- Large seat base facilitates easy transfer from a wheelchair.
- Thigh pad hold-down mechanism allows the thighs to be secured above the knee for reduced shear force on the knee joint while keeping it in a stable position.
- Raised numbers and large font on ROM. Start positions are easy to adjust/identify for visually impaired and older users.
- Start ROM on cam synchronised with user. Regardless of the starting position, the CYBEX patent pending ROM adjustment ensures the cam moves to maintain the correct strength profile for the user.
- User accessible weight stack offers ease of weight selection from seated exercise position.
- Weight stack with low start weight and integral three-position twist select systems offering 2.5 kg increments is suitable for inexperienced and older users.



Adjustable calf pad



Large seat base



Thigh pad clamping mechanism



Raised numbering

Specifications

Model Number: 14061

Standard Stack: 165 lbs. (75 kg)

Heavy Stack: 205 lbs. (93 kg)

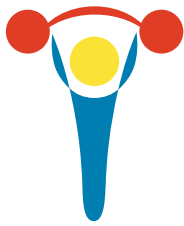
Dimensions: 56" L x 39" W x 64" H
(142 cm x 99 cm x 162 cm)

Stage 2 IFI accredited equipment

Leg Curl | Model 14061



*This leaflet is available in alternative formats



inclusive fitness
accredited item
2007-2012

CYBEX Total Access

Leg Extension | Model 14051

Features


- Sliding adjustment for tibia pad length. The tibia pads can be quickly and accurately positioned at the base of the shins without the need to screw or unscrew a lever.
- Spring loaded seat back adjustment lever which can be adjusted either from on or off the equipment. The push down lever is easy to operate for users with limited grip.
- Side handles parallel to seat side to assist with transfer.
- Raised numbers and large font on ROM. These make start positions easy to adjust and identify for visually impaired and older users.
- Large seat base facilitates easy transfer from a wheelchair.
- Start ROM on cam synchronised with user. Regardless of the starting position, the CYBEX patent pending ROM adjustment ensures the cam moves to maintain the correct strength profile for the user.
- User accessible weight stack offers ease of weight selection from seated exercise position.
- Weight stack with low start weight and integral three-position twist select systems offering 2.5 kg increments is suitable for inexperienced and older users.



Adjustment for tibia length pad



Seat back adjustment lever



Side handles



Raised numbering

Specifications

Model Number: 14051

Standard Stack: 245 lbs. (111 kg)

Heavy Stack: 305 lbs. (138 kg)


Dimensions: 49" L x 41" W x 64" H
(124 cm x 104 cm x 162 cm)

Stage 2 IFI accredited equipment

Leg Extension | Model 14051



*This leaflet is available in alternative formats



inclusive fitness
accredited item
2007-2012

CYBEX Total Access

Leg Press | Model 14040

Features

- Centrally mounted seat adjustment with lever which can be easily operated with either right or left hand. No grip is required.
- Instructions at seated user height ensures ease of reading from a seated position by all users including those in wheelchairs.
- Large foot plate for stability when exercising.
- Laser cut numbering for seat adjustments, which can be viewed whilst seated. The large numbers are easily identified by visually impaired users.
- Side handles below seat height for ease of transfer.
- Large backrest and seat base offer more stability and confidence for older users as well as those with reduced balance.
- User accessible weight stack offers ease of weight selection from seated exercise position.
- Weight stack with low start weight and integral three-position twist select systems offering 2.5 kg increments is suitable for inexperienced and older users.



Central seat adjustment



Instructions at seated height



Large foot plate



Laser cut numbering

Specifications

Model Number: 14040

Standard Stack: 405 lbs. (184 kg)

Heavy Stack: 505 lbs. (229 kg)

Dimensions: 99" L x 41" W x 78" H
(252 cm x 104 cm x 198 cm)

Stage 2 IFI accredited equipment

Leg Press | Model 14040



*This leaflet is available in alternative formats



inclusive fitness
accredited item
2007-2012

Stage 2 IFI accredited

Total Access From CYBEX



inclusive fitness
research associate

We support you with the best value products which have been innovatively developed without compromising quality. Our comprehensive range of Stage 2 IFI accredited equipment can help your facility attract a huge diversity of customers.

Our forward thinking research and development means that our equipment is constantly evolving to not merely achieve but to exceed Inclusive Fitness Initiative (IFI) standards. By working with the IFI as a research partner and with disabled people to develop new equipment, we have a true understanding of the needs of the disabled population whether they have cognitive, sensory or physical impairments.

That said, our inclusive equipment is also appropriate and user-friendly for your non-disabled clients too. This ensures that you need only purchase one set of equipment and that all of your customers feel intergrated.

***This brochure is available in alternative formats
at www.cybexintl.com**

Boston • New York • Dubai • London • Hong Kong • Hamburg

NASDAQ: CYBI

CYBEX WORLD HEADQUARTERS

10 Trotter Drive • Medway • MA 02053 USA • T +1.508.533.4300 • F +1.508.533.5500

CYBEX INTERNATIONAL, UK LTD.

Oak Tree House • Atherstone Road • Measham • Derbyshire • DE12 7EL UK
T +44.845.606.0228 • F +44.845.606.0227

CYBEX®
www.cybexintl.com